PRE-PRESSURIZED TANK INSTALLATIONS & INSTRUCTIONS

IMPORTANT

It will be necessary to expel all air from the piping after new installations, repriming and after pumps have been disassembled for repair. To purge the air, first open a faucet the greatest distance from the pump. With the pump being allowed to run, wait until a steady stream of water is coming from the faucet. At this time, close the faucet for several short intervals.

If, after this, air in the lines still occurs, check on the suction side of the pump for piping leaks.

When standard type tanks are replaced with this tank, all air charging devices, bleeder orifices, and air volume controls must be removed.

The pump tank has been shipped with a factory precharge as indicated on the tank label. If your pump start-up pressure is different from the factory precharge, adjust the tank pressure with the empty tank to your pump start-up pressure. This can be accomplished by simply bleeding air from valve located on top of the tank with an accurate tire pressure gauge. Using the same standard air charging valve in the top of the tank, a tire pump or compressor unit can be used to raise the tank pressure. Raise the pressure slowly, checking it periodically with an accurate tire pressure gauge, until the desired pressure is reached.

CAUTION

The water storage tanks are designed for operation on water systems with working pressure not to exceed: 100 PSI. Pressure exceeding this could become hazardous, and will void any and all guarantees, either written, or implied.

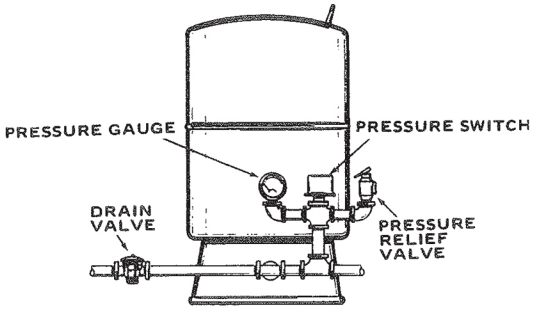

SINGLE TANK INSTALLATION

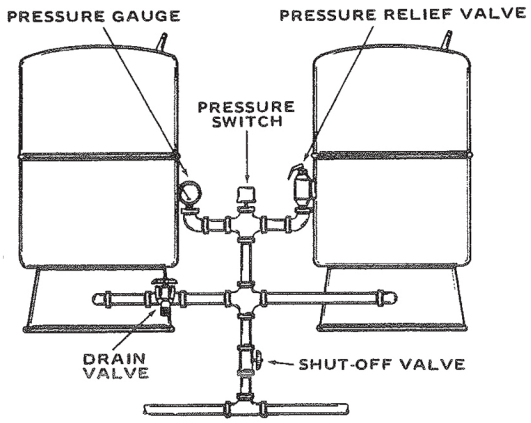

DUAL TANK INSTALLATION



WARNING: It is unlawful in **CALIFORNIA & VERMONT (effective 1/1/2010); MARYLAND (effective 1/1/2012); LOUISIANA (effective 1/1/2013) and the UNITED STATES OF AMERICA (effective 1/4/2014)** to use any product in the installation or repair of any public water system or any plumbing in a facility or system that provides water for human consumption if the wetted surface area of the product has a weighted average lead content greater than 0.25%. This prohibition does not extend to service saddles used in California, Louisiana or under USA Public Law 111-380.

FOR THE NAME AND ADDRESS OF THE COMPANY, REFER TO THE SERIAL PLATE ON THE PUMP TANK

5 YEAR

PRODUCT WARRANTY

WATER CHAMBER PUMP TANK

5 YEAR LIMITED WARRANTY ON TANK

The "Company" warrants the tank in case of a leak within five (5) years from the date of purchase or, in the absence of a Bill of Sale verifying said date, from the date indicated on the serial plate affixed to this tank; provided, however that use of this tank for commercial, institutional, industrial or other nonresidential purposes, shall limit the maximum duration of this tank warranty to one (1) year from date of purchase. In case of a defect, malfunction, or failure to conform to this warranty, the Company will repair or replace this tank. No labor, installation, or freight (if any) charges are included in this warranty. You must pay these costs.

Prior to return of the pump tank or part to the manufacturer for inspection, the Company will, if requested, ship a replacement pump tank or part C.O.D. and later provide such reimbursement as subsequent inspection indicates is due under these warranties.

EXCLUSIONS AND LIMITATIONS OF THIS LIMITED WARRANTY:

1. THE LIMITED WARRANTY PROVIDED HEREIN IS IN LIEU OF ANY AND ALL WARRANTIES, EXPRESS OR IMPLIED, INCLUDING, BUT NOT LIMITED TO, IMPLIED WARRANTIES OF MERCHANTABILITY AND FITNESS FOR A PARTICULAR PURPOSE; PROVIDED, HOWEVER, THAT IMPLIED WARRANTIES ARE NOT DISCLAIMED DURING THE ONE-YEAR PERIOD FROM DATE OF PURCHASE. SOME STATES DO NOT ALLOW LIMITATIONS ON HOW LONG AN IMPLIED WARRANTY LASTS, SO THE ABOVE LIMITATION MAY NOT APPLY TO YOU.
2. THE COMPANY SHALL HAVE NO LIABILITY HEREUNDER, EITHER DIRECT OR CONTINGENT, FOR INCIDENTAL OR CONSEQUENTIAL DAMAGES. SOME STATES DO NOT ALLOW THE EXCLUSION OR LIMITATION OF INCIDENTAL OR CONSEQUENTIAL DAMAGES, SO THE ABOVE LIMITATION OR EXCLUSION MAY NOT APPLY TO YOU.
3. This warranty gives you specific legal rights, and you may also have other rights which vary from state to state.
4. This warranty shall be void and shall have no effect:
   a. If the design or structure of the tank is, or is attempted to be, modified or altered in any way, including, but not limited to, by attaching non-Company approved appliances or equipment.
   b. If the tank is not properly installed in accordance with all local ordinances and regulations pertinent to tanks and the installation and instruction manual provided with this tank.
   c. If the tank is installed outdoors. This tank is intended for indoor installation only.
   d. If the tank is not equipped with new pressure protective equipment required by local codes, but not less than a pressure relief valve certified by a nationally recognized testing laboratory that maintains periodic inspection of production of listed equipment or materials, as meeting the requirements for Relief Valves. This valve must be marked with a maximum set pressure not to exceed the marked hydrostatic working pressure of the tank.
   e. If the tank is not operated within the factory calibrated limits.
   f. If leaks in the tank arise as the result of improper use, negligence in operation or accident, or from inability of the tank to function because of repairs, adjustments, or replacements improperly made outside the Company's factory, or because of fire, floods or lightning.
   g. If the serial plate has been defaced or discarded and you do not have a Bill of Sale to verify the purchase date.
   h. If (1) installed in an area where leakage of the tank or connections would result in damage to the area adjacent to the tank, or (2) where such a location is unavoidable a suitable drain pan is not installed under the tank. When a drain pan must be used, the pan must be 1½ inches deep and must have a minimum length of at least 2 inches greater than the diameter of the tank and must be piped to an adequate drain. (See Installation Manual.)

(continued on back)

EXCLUSIONS AND LIMITATIONS (continued)

i. If the tank or any of its components warranted herein is used other than as the complete and integrated system into which they have been manufactured by the Company and sold to the Warrantee.
j. If the tank is used with pools, whirlpools, or hot tubs, or with any equipment or system that uses heavily chlorinated or otherwise nonpotable water.
k. If leaks in the tank or defects in other parts occur as a result of the tank being exposed to a highly corrosive atmospheric condition.
l. If leaking in the tank or defects in other parts occur as the result of the tank containing and or being operated with desalinated (de-ionized) water.
m. If leaks in the tank or defects in other parts arise as a result of sizing that does not comply with the manufacturer's currently published sizing guides or sizing recommended by the manufacturer.
n. If this pump tank or any part has been under water.
o. If a new certified pressure relief valve (rated 75 p.s.i. max.) is not installed and properly maintained.

5. Replacements and/or repairs furnished under these warranties do not carry a new warranty, only the unexpired portion of the original warranty.
6. The terms of this warranty may not be varied by any person, whether or not purporting to represent or to act on behalf of the Company.
7. In order to obtain service under these warranties you must promptly notify the installing contractor or dealer, giving the nature of the problem and the model and serial number of the tank. If for any reason the installer or dealer cannot be located or fails to provide satisfactory warranty service, you should write the Company with the above information.